



MODERN
MOULDING

CANTILEVER
COPING
STYROFOAM
FORMS



AN AUTHORIZED
DISTRIBUTOR OF
MODERN MOULDING



MODERN
MOULDING

The innovative system designed by Modern Moulding can cut hours off installation and cleanup time. With one of our offered coping kits, a standard pool can be set up and ready to pour in as little as one hour. Versatility is provided with a variety of profile designs, as well as installation capabilities for **vinyl, fiberglass, concrete/gunite pools and autocover.**


BENEFITS:

- Can combine forms onto existing Cardinal & Quaker shipments at no additional cost.
- No two-way tape required
- Easy to install

VINYL LINERS ONLY

- Forms wedge directly into liner track, leaving track clean of debris.
- Modern Moulding's Vinyl Liner system uses reusable lock-in clips to hold the forms in place. These clips have an extended support to keep the forms from tilting when concrete is poured.





VINYL

*AVAILABLE IN 112'/BOX OR 32'/BOX

PART #	DESCRIPTION	EXTENDED DESCRIPTION
CAR-NC	8' CAPSTONE VINYL LINER - 14/BX	8' x 14pcs - 112 Linear FT/Box
CAR-NC-32	8' CAPSTONE VINYL LINER - 4/BX	8' x 4pcs - 32 Linear FT/Box
CAR-SQP	8' SQUARE VINYL LINER - 14/BX	8' x 14pcs - 112 Linear FT/Box
CAR-SQP-32	8' SQUARE VINYL LINER - 4/BX	8' x 4pcs - 32 Linear FT/Box
CAR-BN	8' BULLNOSE VINYL LINER - 14/BX	8' x 14pcs - 112 Linear FT/Box
CAR-BN-32	8' BULLNOSE VINYL LINER - 4/BX	8' x 4pcs - 32 Linear FT/Box
CAR-CRC	8' SHORT VINYL LINER - 14/BX	8' x 14 pcs - 112 Linear FT/Box
CAR-CRC-32	8' SHORT VINYL LINER - 4/BX	8' x 4pcs - 32 Linear FT/Box
CAR-ICC	8' REGULAR V LINER - 14/BX	8' x 14 pcs - 112 Linear FT/Box
CAR-ICC-32	8' REGULAR V LINER - 4/BX	8' x 4pcs - 32 Linear FT/Box
CAR-LIVEEDGE225	2.25" High x 8' LIVE EDGE VINYL LINER-14/BX +1 roll of DBL sided tape	8' x 14pcs - 112 Linear FT/Box
CAR-LIVEEDGE3	3" High x 8' LIVE EDGE VINYL LINER-14/BX + 1 roll of DBL sided tape	8' x 14pcs - 112 Linear FT/Box

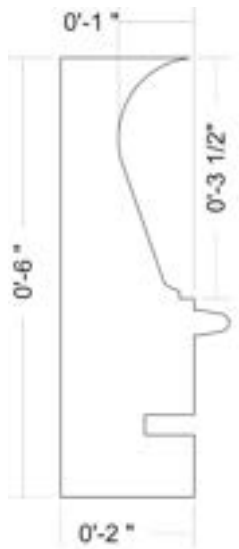


TIPS:

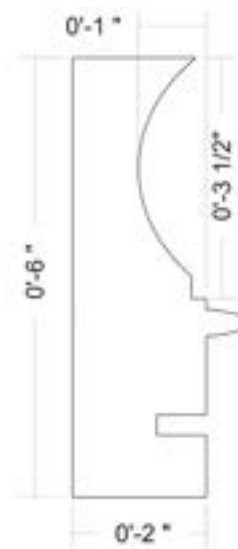
- Remove bending tape before pouring concrete.
- Lubricate forms with an oil, or cooking spray before pouring for easy removal.
- Vibrate forms gently with your hand or a gentle vibrating tool. A 5-6 slump is recommended.
- Clips should be 8 - 10" apart on a rectangular pool and 10-12" apart on a free form pool.

INSTRUCTIONS

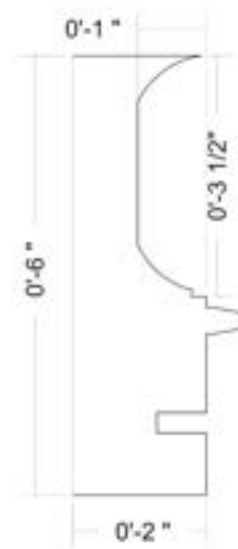
1. Choose a profile
2. Tape the forms where bending is required. 3" filament tape is highly recommended. *(See pages 16-17 for clips & accessories).*
3. Insert each 8' foam piece coping into the liner track.
4. Using the scribed line as a guide, insert the reusable clip horizontally into the track. * *double track not required*
5. Lock the clip with a 1/4 turn.



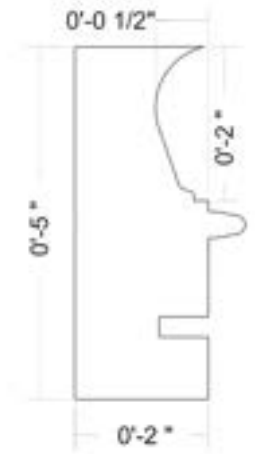
CAR-NC



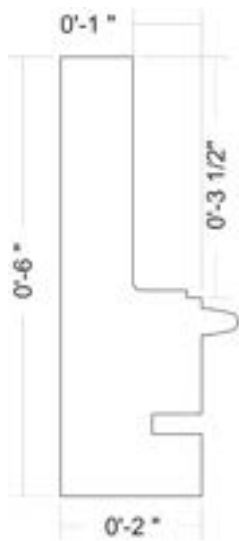
CAR-BN



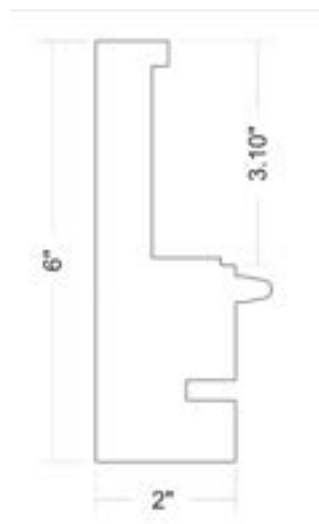
CAR-ICC



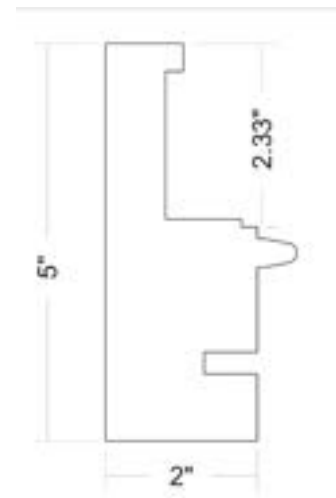
CAR-CRC



CAR-SQP



CAR-LIVEEDGE3



CAR-LIVEEDGE225



FIBERGLASS

*AVAILABLE IN 112'/BOX OR 32'/BOX

PART #	DESCRIPTION	#CAR-CC-UD CLIPS INCLUDED	EXTENDED DESCRIPTION
CAR-NC-FG	8' CAPSTONE FIBERGLASS - 14/BX	100	8' x 14pcs - 112 Linear FT/Box
CAR-NC-FG-32	8' CAPSTONE FIBERGLASS - 4/BX	40	8' x 4pcs - 32 Linear FT/Box
CAR-SQP-FG	8' SQUARE FIBERGLASS - 14/BX	100	8' x 14pcs - 112 Linear FT/Box
CAR-SQP-FG-32	8' SQUARE FIBERGLASS - 4/BX	40	8' x 4pcs - 32 Linear FT/Box
CAR-BN-FG	8' BULLNOSE FIBERGLASS - 14/BX	100	8' x 14pcs - 112 Linear FT/Box
CAR-BN-FG-32	8' BULLNOSE FIBERGLASS - 4/BX	40	8' x 4pcs - 32 Linear FT/Box
CAR-CRC-FG	8' SHORT FIBERGLASS - 14/BX	100	8' x 14pcs - 112 Linear FT/Box
CAR-CRC-FG-32	8' SHORT FIBERGLASS - 4/BX	40	8' x 4pcs - 32 Linear FT/Box
CAR-ICC-FG	8' REGULAR FIBERGLASS - 14/BX	100	8' x 14pcs - 112 Linear FT/Box
CAR-ICC-FG-32	8' REGULAR FIBERGLASS - 4/BX	40	8' x 4pcs - 32 Linear FT/Box
CAR-LIVEEDGE225FG	2.25" High x 8' LIVE EDGE FIBERGLASS-14/BX + 1 roll of DBL sided tape	100	8' x 14pcs - 112 Linear FT/Box
CAR-LIVEEDGE3FG	3" High x 8' LIVE EDGE FIBERGLASS-14/BX + 1 roll of DBL sided tape	100	8' x 14pcs - 112 Linear FT/Box

TIPS:

- Remove bending tape before pouring concrete.
- Lubricate forms with oil spray, or cooking spray before pouring, for easy removal.
- Vibrate forms gently with your hand or a gentle vibrating tool. A 5-6 slump is recommended.
- We recommend that clips are 10-12" apart.
- Same day stripping is recommended.

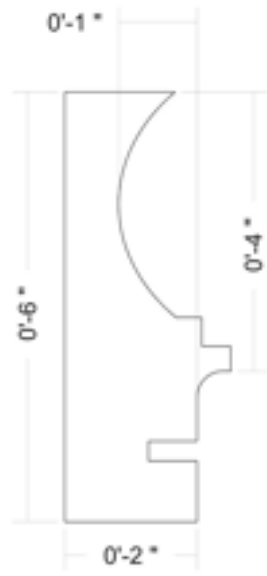


INSTRUCTIONS

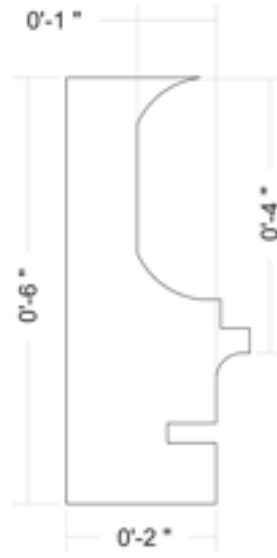
1. Modern Moulding Styrofoam Forms are designed to cradle the fiberglass pool wall, eliminating the need for a plumb strip.
2. Forms are perforated every 3" to accommodate the 2 piece Universal clip as required (*See pages 16-17 for clips & accessories*). Place forms along the pool and screw down the UD Clip to the top of the fiberglass or concrete pool.
3. Once the concrete is poured and you're ready to strip, slide off the UB clip and remove the forms one 8ft. section at a time. Use the slide hammer tool to pull out the remaining UD tab.



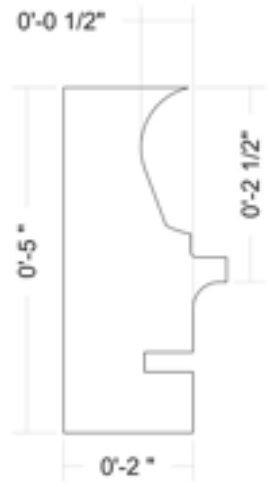
CAR-NC-FG



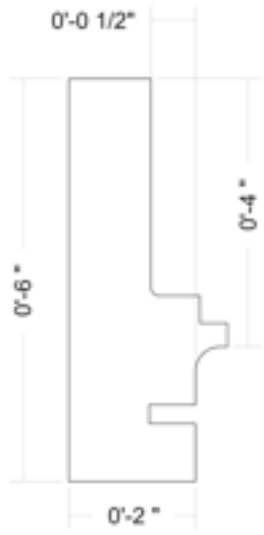
CAR-BN-FG



CAR-ICC-FG



CAR-CRC-FG



CAR-SQP-FG



CAR-LIVEEDGE3FG



CAR-LIVEEDGE225FG



CONCRETE/GUNITITE

*AVAILABLE IN 112'/BOX OR 32'/BOX

PART #	DESCRIPTION	# CAR-CC-UD CLIPS INCLUDED	EXTENDED DESCRIPTION
CAR-NC-FGWT	8' CAPSTONE CONCRETE W/TILE - 14/BX	100	8' x 14pcs - 112 Linear FT/Box
CAR-NC-FGWT-32	8' CAPSTONE CONCRETE W/TILE - 4/BX	40	8' x 4pcs - 32 Linear FT/Box
CAR-SQP-FGWT	8' SQUARE CONCRETE W/TILE - 14/BX	100	8' x 14pcs - 112 Linear FT/Box
CAR-SQP-FGWT-32	8' SQUARE CONCRETE W/TILE - 4/BX	40	8' x 4pcs - 32 Linear FT/Box
CAR-BN-FGWT	8' BULLNOSE CONCRETE W/TILE - 4/BX	100	8' x 14pcs - 112 Linear FT/Box
CAR-BN-FGWT-32	8' BULLNOSE CONCRETE W/TILE - 4/BX	40	8' x 4pcs - 32 Linear FT/Box
CAR-CRC-FGWT	8' SHORT PROFILE CONCRETE - 14/BX	100	8' x 14pcs - 112 Linear FT/Box
CAR-CRC-FGWT-32	8' SHORT PROFILE CONCRETE - 4/BX	40	8' x 4pcs - 32 Linear FT/Box
CAR-ICC-FGWT	8' REGULAR PROFILE CONCRETE/GUNITITE - 14/BX	100	8' x 14pcs - 112 Linear FT/Box
CAR-ICC-FGWT32	8' REGULAR PROFILE CONCRETE/GUNITITE - 4/BX	40	8' x 4pcs - 32 Linear FT/Box
CAR-LIVEEDGE2FGWT	2.25" High x 8' LIVE EDGE CONCRETE W/TILE-14/BX + 1 roll of DBL sided tape	100	8' x 14pcs - 112 Linear FT/Box
CAR-LIVEEDGE3FGWT	3" High x 8' LIVE EDGE CONCRETE W/TILE -14/BX + 1 roll of DBL sided tape	100	8' x 14pcs - 112 Linear FT/Box

TIPS:

- Use an oil spray (cooking spray) on the face of the profile for easy removal.
- Use the Modern Moulding slide hammer tool to remove the tabs.
- It is recommended to strip the forms the same day, once the concrete has set.

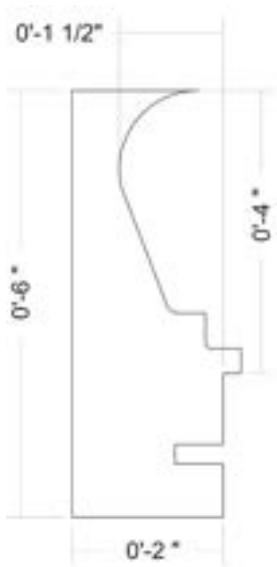
REMOVAL:

We recommend to strip off forms in 8' sections. Remove locking nail, slide off reusable body, remove the 8' section of foam, snap off perforated area of the disposable clip. Clamp the slide hammer to the 1" remaining portion and pull on a slight diagonal downward to pull it out.

UNIVERSAL SYSTEM INSTRUCTIONS-2 PCS.

Used on Fiberglass, Concrete/Shotcrete Pools

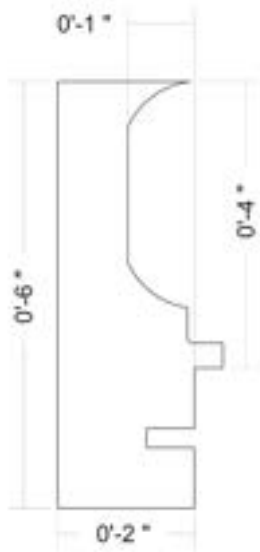
1. Slide the **CAR-CC-UD** clips (*See pages 16-17 for clips & accessories*), into the perforated slots through the profile side of the Styrofoam. *It is recommended 8-10" apart on a rectangular pool and 10-12" apart on a free form pool.*
2. Screw a 1" self tapping screw through one predetermined anchor points. *If you are screwing into an autocover track, make sure the screw is directly behind the cavity wall.*
3. Once all clips have been inserted on an 8' section, set your form tight along your pool wall.
4. Slide the reusable body (**CAR-CC-UB**) onto the disposable clip (**CAR-CC-UD**), vertically pressing to the form. Insert a small nail into the closest hole to the body, locking it into place.



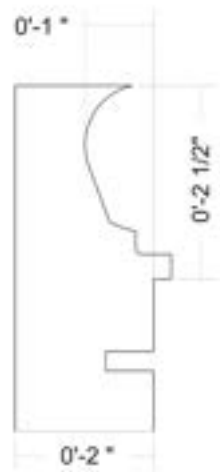
CAR-NC-FGWT



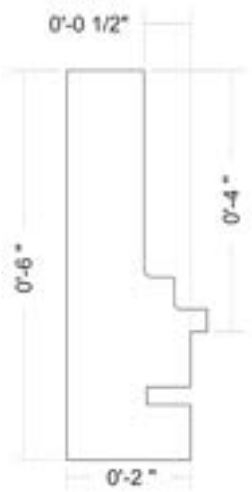
CAR-BN-FGWT



CAR-ICC-FGWT



CAR-CRC-FGWT



CAR-SQP-FGWT



CAR-LIVEEDGE3FGWT



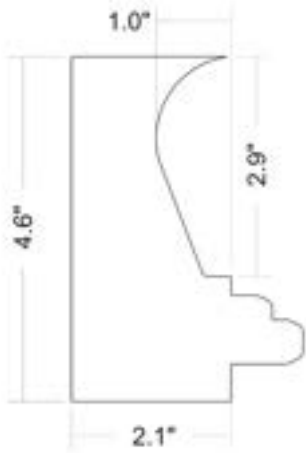
CAR-LIVEEDGE225FGWT



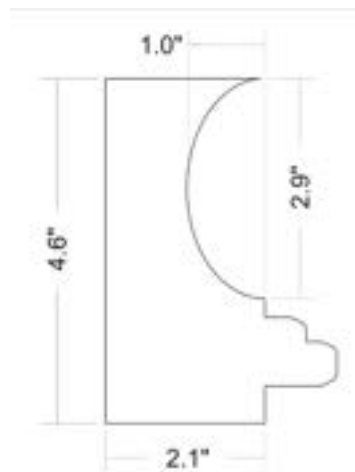
AQUAMATIC COVER SYSTEMS

*AVAILABLE IN 112'/BOX

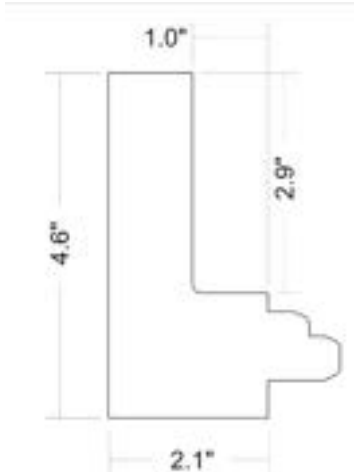
PART #	DESCRIPTION	EXTENDED DESCRIPTION
CAR-NCAQUACOVER	8' BULLNOSE AQUAMATIC COVER SYSTEMS-14/BX	8' x 14pcs-112 Linear FT/Box
CAR-BNAQUACOVER	8' CAPSTONE AQUAMATIC COVER SYSTEMS-14/BX	8' x 14pcs-112 Linear FT/Box
CAR-SQPAQUACOVER	8' SQUARE AQUAMATIC COVER SYSTEMS-14/BX	8' x 14pcs-112 Linear FT/Box
CAR-LIVEEDGEAQUA	8' LIVE EDGE AQUAMATIC COVER SYSTEMS-14/BX+1 roll of DBL sided tape	8' x 14pcs-112 Linear FT/Box



CAR-NCAQUACOVER




CAR-BNAQUACOVER



CAR-SQPAQUACOVER



CAR-LIVEEDGEAQUA



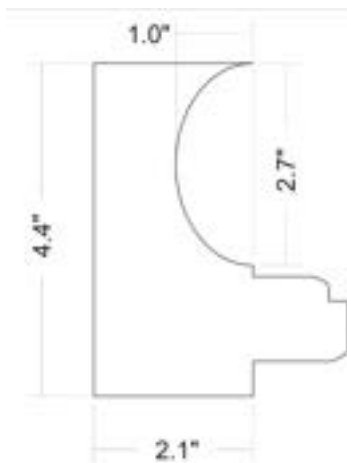
AUTOMATIC POOL COVERS

*AVAILABLE IN 112'/BOX

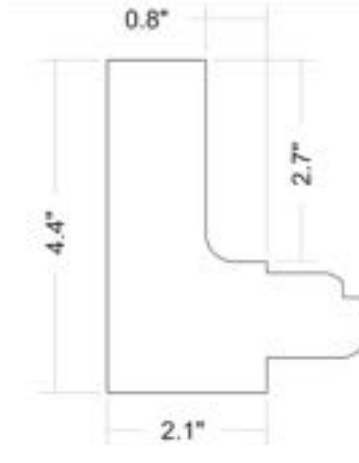
PART #	DESCRIPTION	EXTENDED DESCRIPTION
CAR-NC-APC	8' CAPSTONE AUTOMATIC POOL COVERS -14/BX	8' x 14pcs - 112 Linear FT/Box
CAR-BN-APC	8' BULLNOSE AUTOMATIC POOL COVERS-14/BX	8' x 14pcs - 112 Linear FT/Box
CAR-SQP-APC	8' SQUARE AUTOMATIC POOL COVERS-14/BX	8' x 14pcs - 112 Linear FT/Box
CAR-LIVEEDGE2APC	8' LIVE EDGE 2.25" High AUTOMATIC POOL COVERS-14/BX + 1 roll of DBL sided tape	8' x 14pcs - 112 Linear FT/Box



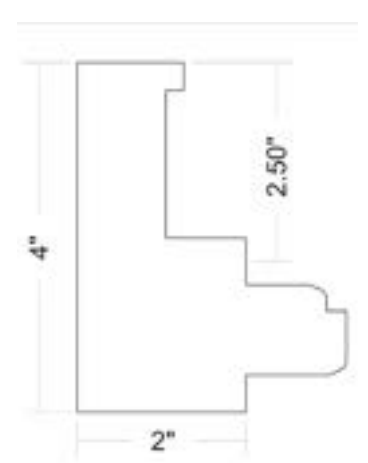
CAR-NC-APC




CAR-BN-APC



CAR-SQP-APC



CAR-LIVEEDGE2APC



COVER POOLS

*AVAILABLE IN 112'/BOX

PART #	DESCRIPTION	EXTENDED DESCRIPTION
CAR-NCCOVERPOOLT3	8' CAPSTONE COVER POOLS-14/BX	8' x 14pcs - 112 Linear FT/Box
CAR-NCCOVERPOOLT4	8' CAPSTONE COVER POOLS-14/BX	8' x 14pcs - 112 Linear FT/Box
CAR-BNCOVERPOOLT4	8' BULLNOSE COVER POOLS-14/BX	8' x 14pcs - 112 Linear FT/Box
CAR-SQPCVERPOOLT3	8' SQUARE COVER POOLS-14/BX	8' x 14pcs - 112 Linear FT/Box
CAR-SQPCVERPOOLT4	8' SQUARE COVER POOLS-14/BX	8' x 14pcs - 112 Linear FT/Box
CAR-LIVEEDGE225CP	8' LIVE EDGE COVER POOLS-14/BX+1 roll of DBL sided tape	8' x 14pcs - 112 Linear FT/Box



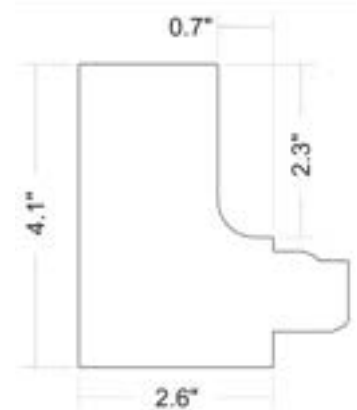
CAR-NCCOVERPOOLT3



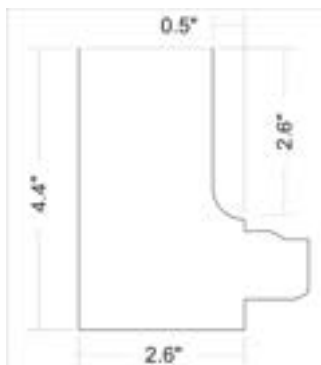
CAR-NCCOVERPOOLT4



CAR-BNCOVERPOOLT4



CAR-SQPCVERPOOLT3



CAR-SQPCVERPOOLT4



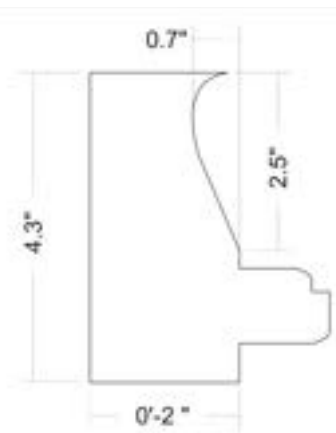
CAR-LIVEEDGE225CP



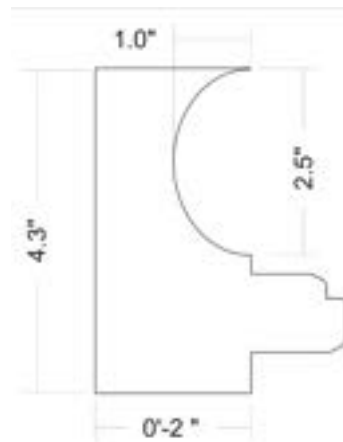
COVERSTAR

*AVAILABLE IN 112'/BOX


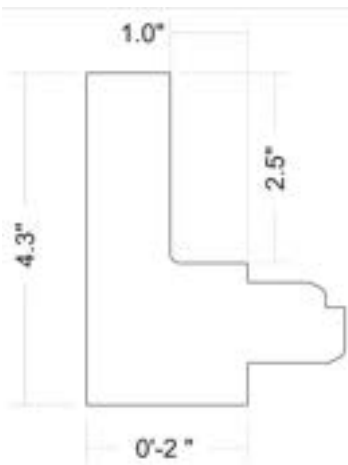
PART #	DESCRIPTION	EXTENDED DESCRIPTION
CAR-NC-COVERSTAR	8' CAPSTONE COVERSTAR-14/BX	8' x 14pcs - 112 Linear FT/Box
CAR-BN-COVERSTAR	8' BULLNOSE COVERSTAR-14/BX	8' x 14pcs - 112 Linear FT/Box
CAR-SQP-COVERSTAR	8' SQUARE COVERSTAR-14/BX	8' x 14pcs - 112 Linear FT/Box
CAR-LIVEEDGE225CS	8' LIVE EDGE 2.25" High-14/BX +1 roll of DBL sided tape	8' x 14pcs - 112 Linear FT/Box



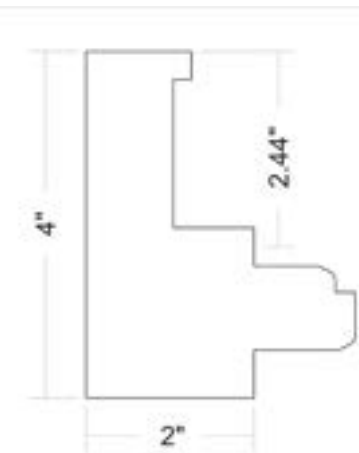
CAR-NC-COVERSTAR



CAR-BN-COVERSTAR



CAR-SQP-COVERSTAR

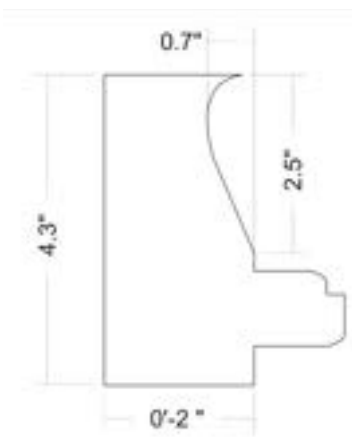


CAR-LIVEEDGE225CS

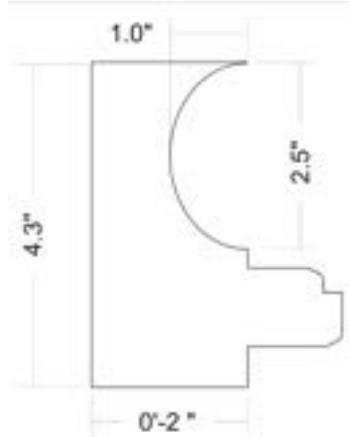
INTEGRA

*AVAILABLE IN 112'/BOX

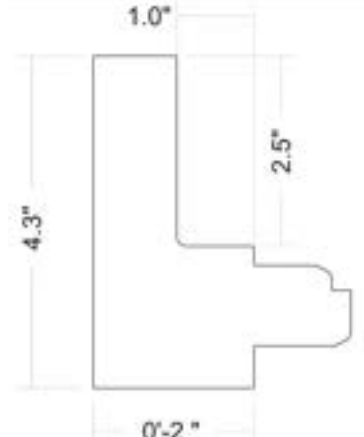
PART #	DESCRIPTION	EXTENDED DESCRIPTION
CAR-NC-INTEGRA	8' CAPSTONE INTEGRA -14/BX	8' x 14pcs - 112 Linear FT/Box
CAR-BN-INTEGRA	8' BULLNOSE INTEGRA -14/BX	8' x 14pcs - 112 Linear FT/Box
CAR-SQP-INTEGRA	8' SQUARE INTEGRA -14/BX	8' x 14pcs - 112 Linear FT/Box
CAR-LIVEEDGE2INTE	8' LIVE EDGE INTEGRA -14/BX + 1 roll of DBL sided tape	8' x 14pcs - 112 Linear FT/Box



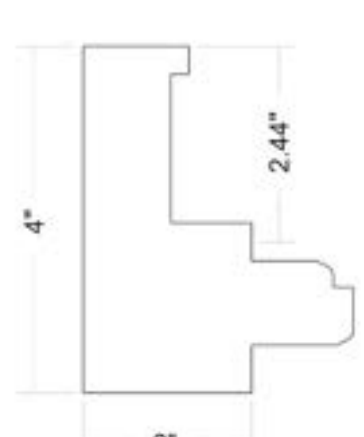
CAR-NC-INTEGRA



CAR-BN-INTEGRA



CAR-SQP-INTEGRA

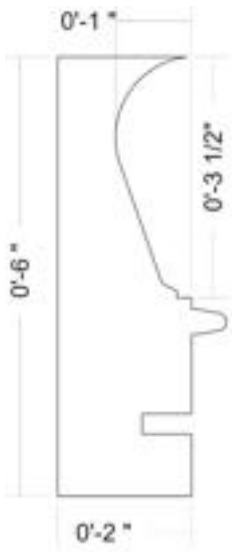


CAR-LIVEEDGE2INTE

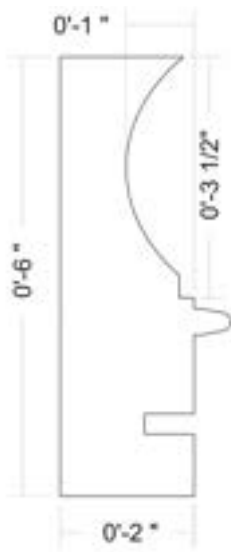
RADIUS CORNERS

*AVAILABLE IN 4 PIECES/BOX

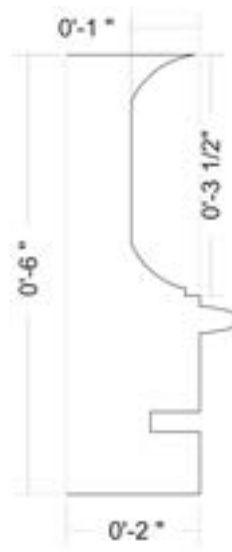
PART #	DESCRIPTION	EXTENDED DESCRIPTION
CAR-NC-6RAD	6" RADIUS CORNER CAPSTONE VINYL - 4/BX	4 pieces/ box
CAR-BN-6RAD	6" RADIUS CORNER BULLNOSE VINYL - 4/BX	4 pieces / box
CAR-SQP-6RAD	6" RADIUS CORNER SQUARE VINYL - 4/BX	4 pieces / box
CAR-ICC-6RAD	6" RADIUS CORNER REGULAR VINYL - 4/BX	4 pieces / box



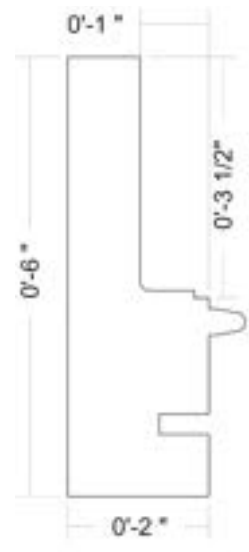
CAR-NC-6RAD




CAR-BN-6RAD



CAR-SQP-6RAD



CAR-ICC-6RAD



CLIPS

PART #	DESCRIPTION	EXTENDED DESCRIPTION
CAR-AUTOCOVERCLIP	CANT CLIPS AUTO COVER-100/BOX	Auto Cover-Reusable
CAR-CC-FG25	CANT CLIPS FG STAIRS - 25/BOX	Disposable
CAR-CC-FG100	CANT CLIPS FG STAIRS - 100/BOX	Disposable
CAR-CC-FG150	CANT CLIPS FG STAIRS - 150/BOX	Disposable
CAR-CC	CANT CLIP VINYL LINER - 100/BOX	Reusable
CAR-CC-UB	REUSABLE UNIV CLIP-BODY - 100/BX	FG/Gunite/Concrete Pools with/ without AC
CAR-CC-UD	DISPOSABLE UNIV CLIP - 100/BOX	FG/Gunite/Concrete Pools with/ without AC



CAR-AUTOCOVERCLIP



CAR-CC-FG25
CAR-CC-FG100
CAR-CC-FG150



CAR-CC



Installation Video



CAR-CC-UB




CAR-CC-UD

** Universal 2 pc. System*

ACCESSORIES

PART #	DESCRIPTION	EXTENDED DESCRIPTION
CAR-RG286	FILAMENT TAPE 3" X 180'	--
CAR-S002	SLIDE HAMMER TOOL - CLIP REMOVER	--
CAR-DBLSIDETAPE	DOUBLE SIDED TAPE 2" X 108'	1 roll/box
CAR-EDGELINER225	REUSABLE RUBBER LINER 2.25" X 10'	2.25" High x 10 Linear FT 1/box
CAR-EDGELINER3	REUSABLE RUBBER LINER 3" X 10'	3" High x 10 Linear FT 1/box

CAR-S002



CAR-DBLSIDETAPE



CAR-RG286

CAR-EDGELINER225
CAR-EDGELINER3









MODERN
MOULDING

